

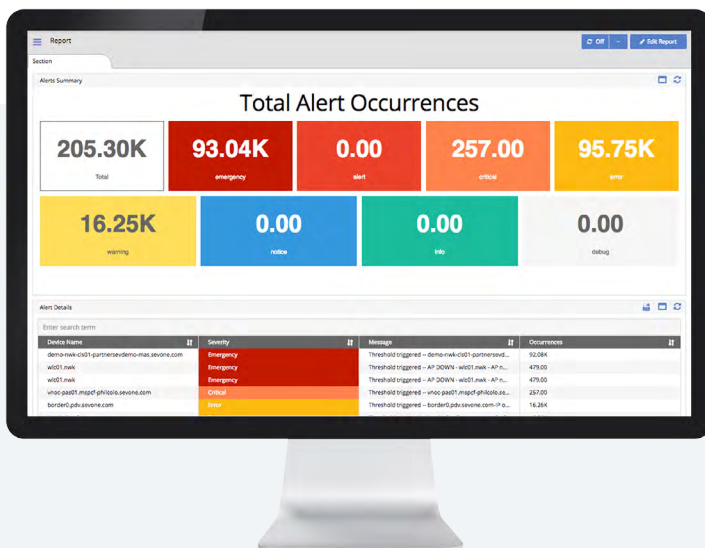
## [ At-A-Glance ]

# SEVONE DATA INSIGHT: EASILY CREATE, CUSTOMIZE AND SHARE VISUALIZATIONS.

The rate of change in enterprise and service providers networks are experiencing continues to accelerate. Software-defined technologies are putting pressure on traditional silos of operations, engineering and line of business teams. These users require highly accurate insight across a broad set of technologies to achieve required growth goals and to minimize service delivery risk.

SevOne Data Insight 1.4, a cloud-native product, transforms physical and virtual operations management environments through customizable visualizations and flexible, shareable

workflows that deliver the right insight to the right person, at the right time. Using pre-defined widgets, users can easily create customizable visualizations and workflows that can be shared by any consumer across an organization, from line of business owners to engineering and operations teams. And with the SevOne Data Insight Widget Development Kit, developers can further extend the value by creating new reusable widgets for rapid, customized visualization of any network and infrastructure application or 3rd party data.



## VISUALIZE.

Easily create reports and customized workflows between reports to meet your business needs

## COLLABORATE.

Share reports and workflows for collaborative insight with peers and business leaders

## UNIFY.

Remove barriers between datasets by quickly creating new widgets to integrate data from 3rd party sources

## FEATURES & BENEFITS

- **Any User**

Easily customize views for any user in the organization—from operations and engineering teams to line of business owners

- **Any Data**

Enable customers, partners, and community to efficiently develop widgets for any infrastructure monitoring application (e.g. fault, change and service management systems) by abstracting away the API and providing a query language for the widget developer

- **Flexible Reports**

Leverage smart filters to build flexible reports that drive efficiency—collapse hundreds of reports into one

- **Flexible Workflows**

Create business specific workflows through shareable interactive content

- **Service Aware**

Service aware for line of business relevant insights

- **Visualization Library**

Leverage a set of pre-built visualizations including table, sankey, pie, bar, line, gauge and trending. Extend visualization types via the Data Insight WDK

- **Multi-Cluster Reporting**

Easily create reports with a variety of visualizations across multiple SevOne clusters

- **Flexible Deployment Options**

Deployable as a Docker container as part of your private cloud infrastructure or pre-installed on a physical SevOne appliance

## CUSTOMIZE YOUR INSIGHTS

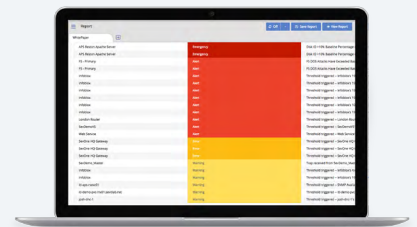
SevOne Data Insight delivers widgets—individual visualization templates embedded with deep knowledge of SevOne data structures—intended to be highly configurable by operations, engineering and line of business users for consumption in a report or linked as part of a customized workflow. Additional widgets can be added through the Data Insight WDK. Out of the box widgets include:



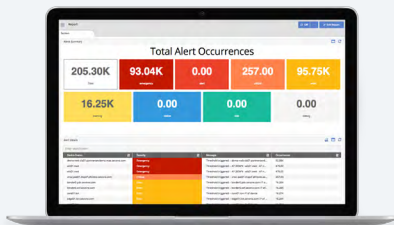
Top N



Performance Metrics



Alert Details



Alert Summary



URL



Flow

GET STARTED WITH SEVONE:



+1.302.261.8718



info@sevone.com



www.sevone.com